


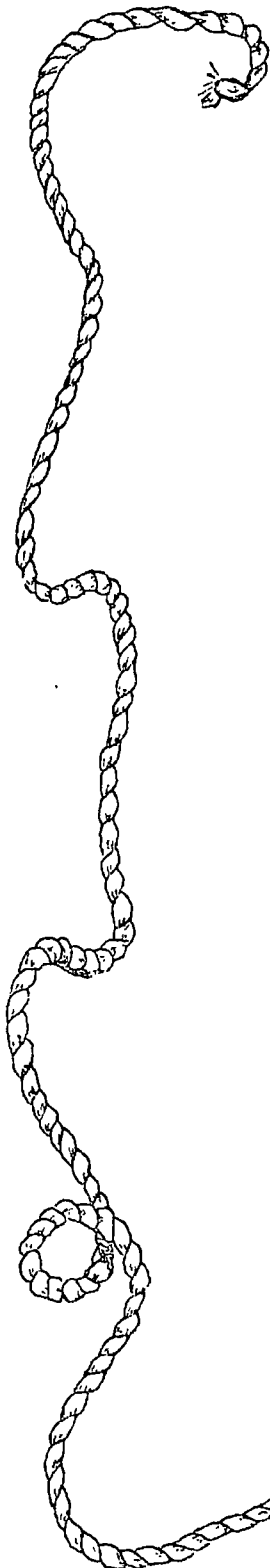
# ANCHORED IN FAITHFULNESS



APRIL 16  
TO MAY 21

LOCATION

# THEN COME ON BOARD



Come on board and take the journey  
On the good ship - SALVATION  
Where the Saviour is the Captain  
And there's no condemnation;

His righteousness the garment  
You must wear all the way  
Put away the rags of sin  
And repent on that day;

No stowaway will get to land  
Even though he's joined the church  
Come the Way that God has planned,  
He'll not leave you in the lurch;

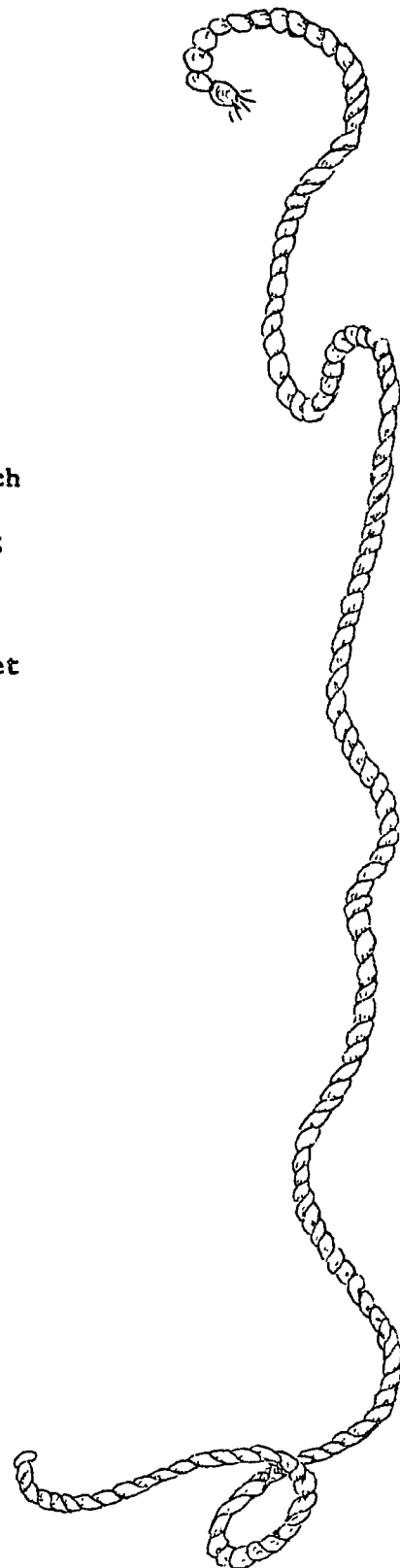
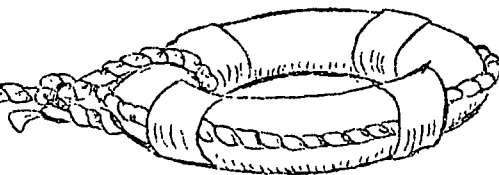
First of all you need a passport  
None but Jesus can supply,  
With His blood He bought your ticket  
Paid in full - that's why

He's the Anchor that will steady,  
He's the Engineer as well;  
And the Spirit is your compass  
Your chart - The Bible - tells

What dangers to beware of--  
The rocks, the reefs, the sand--  
Then depend upon your Captain,  
Never fail to take His hand.

He will land you safe, redeemed,  
Over on the Heavenly Shore,  
Only Jesus, He's the answer,  
Only Jesus, nothing more.

Selected


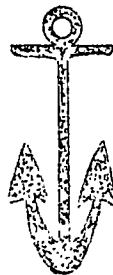




# CONTENTS



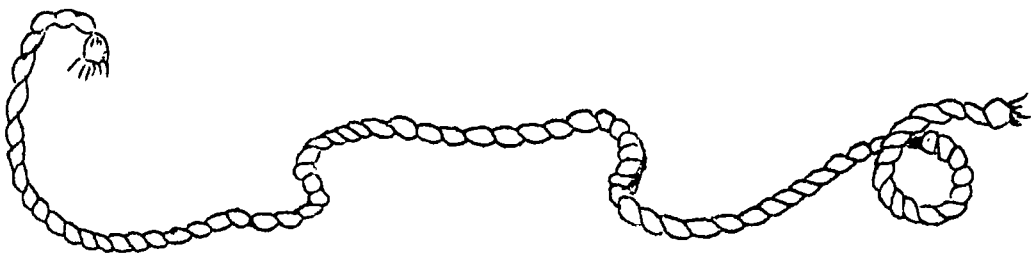
|                                 | <u>Page</u> |
|---------------------------------|-------------|
| PLANNING . . . . .              | 3           |
| ANCHORED IN THE FAITH . . . . . | 7           |
| ANCHORED AT PHILIPPI . . . . .  | 12          |
| ANCHORED AT EPHESUS . . . . .   | 17          |
| ANCHORED AT JOPPA . . . . .     | 22          |
| ANCHORED AT ANTIOCH . . . . .   | 27          |
| ANCHORED AT PATMOS . . . . .    | 33          |
| LEADER'S IDEAS . . . . .        | 38          |
| PATTERNS . . . . .              | 47          |

\* \* \*






PLANING



NOW ≡  
HEAR ≡  
THIS ≡




**ANCHORED IN FAITHFULNESS**

April 16 - May 21, 1961


**"PREPARE TO CAST ANCHOR"**

As a follow-up to your Easter contest and special services, "Anchored in Faithfulness" has been prepared with the one thought in mind; to anchor your people in OUR church doctrine. We need to know WHAT we believe and WHY we believe!

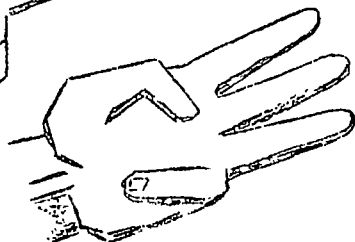
"The future belongs to those who prepare for it!" A national insurance company used this slogan effectively several years ago; however, these words are just as pertinent today. Every thriving business concern owes a major part of its success to THOROUGH PREPARATION. This Program has been simplified for use in a small Sunday school as well as a large one. For easy production of this six weeks' Program, each Sunday will have three simple steps to follow. For those who wish to elaborate, other ideas and suggestions will be given. It is as easy as A, B, C and as simple as



1 . . . BIBLE BIBLIOGRAPHY



2 . . . WORSHIP PROGRAM



3 . . . DEPARTMENTAL EMPHASIS  
(Children, Youth and Adults)

Use the following steps of preparation and "Get ready for a safe landing".

1. "ALL HANDS ON DECK"

February . . . Sunday School Staff Meeting

a. Brief your workers on the main points of the Program:

|          |                                      |
|----------|--------------------------------------|
| April 16 | "Anchored in the Faith"              |
| April 23 | "Anchored at Philippi" (Salvation)   |
| April 30 | "Anchored at Ephesus" (Holy Spirit)  |
| May 7    | "Anchored at Joppa" (Divine Healing) |
| May 14   | "Anchored at Antioch" (Missions)     |
| May 21   | "Anchored at Patmos" (Second Coming) |

b. Give each officer and teacher of your "crew" a manual. Instruct them to read it thoroughly before the March staff meeting.

c. Pray that you will be able to "anchor" all those who are brought into the Sunday school through the "Sunday School Regatta".

2. "CLEAR THE DECK"

March . . . Sunday School Staff Meeting

a. In departmentalized sessions, explain the Program in detail. Work out the visual aid, the suggested ideas under the Departmental Emphasis and the Leader's Idea Section.

b. Invite representatives from The Crusader Hour groups to attend the staff meeting in order to correlate the Program throughout the church. "Clear the decks" for concerted action by all your church workers and this program will SUCCEED!

3. "MAN YOUR STATIONS"

Make full use of your entire staff. Every teacher and officer should be instructed to emphasize Foursquare Doctrine in each class and department throughout the entire Sunday school. Give everyone a job and be sure they understand the job and how to perform it. Here are a few tasks to assign:

a. Nautical decorations for the assembly rooms and class rooms.

b. Visual aid preparation.

c. Publicity - Use the ideas suggested in the Leader's Idea Section.

d. Develop the perfect attendance suggestions in the Leader's Idea Section.

- e. Address and mail the prepared Program post cards each week.
- f. Prepare the special bulletins each week.
- g. Appoint Committees for the following:
  - (1) To judge the best letter on "Why I like my Church".
  - (2) "Man over board" rescue squad to reach those who have drifted away from anchorage.
  - (3) V. I. P. committee to make every visitor feel like he is a VERY IMPORTANT PERSON.

4. "CAST ANCHOR"

Be sure that your workers understand the details of each Sunday as we "Cast Anchor" at the various ports. The truths of our Foursquare Doctrine are emphasized by Biblical sea-port illustrations.

Anchor tags are a vital part of this Program and may be used to stimulate your Sunday school members toward perfect attendance, particularly during this drive. We suggest that you give anchors as follows:

|          |               |
|----------|---------------|
| April 16 | white anchor  |
| April 23 | red anchor    |
| April 30 | yellow anchor |
| May 7    | blue anchor   |
| May 14   | green anchor  |
| May 21   | purple anchor |

All of those who have acquired all six anchors will receive a final award. See Leader's Idea Section for additional suggestions.

5. "DISEMBARK"

After we have "cast anchor", it is time to "lower the gangplank" and disembark at our appointed harbor for the day.

Present your Program in such a way that each student will be challenged to personally respond to the doctrine set forth each Sunday whether it be Salvation, the Baptism of the Holy Spirit, Divine Healing, an Awareness of the Second Coming of Christ or Participation in our "Light for a Darkening Hour" Missionary Program. We invite you to make "Anchored in Faithfulness" more than a Program - let each Sunday be a vital, real experience in the life of each member of your Sunday school.

Let us draw near with a true heart  
in full assurance of faith, having  
our hearts sprinkled from an evil  
conscience, and our bodies washed  
with pure water. Hebrews 10:22

# Anchored in the Faith



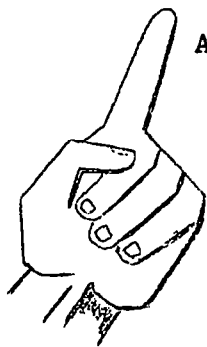


## ANCHORED IN THE FAITH

APRIL 16, 1961

The first Sunday of this program is very important because it lays the groundwork for those to follow.

### STEP 1 - BIBLE BIBLIOGRAPHY



A. The Bible exhorts us to

1. Stand Fast in the FAITH - I Corinthians 16:13
2. Hold Fast...the FAITH - Hebrews 10:23
3. Contend for the FAITH - Jude 3
4. Establish in the FAITH - Acts 16:5

B. We are warned lest we

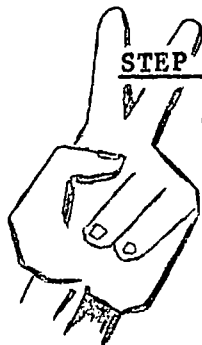
1. Depart from the FAITH - I Timothy 4:1
2. Deny the FAITH - I Timothy 5:8
3. Err from the FAITH - I Timothy 6:10,21
4. Reprobate Concerning the FAITH - II Timothy 3:8
5. Put Away the FAITH - I Timothy 1:19

C. When we speak of THE FAITH, we are referring to what We Believe or the Tenents of Our Church Doctrine!

D. To settle any questions that might arise about our Foursquare Doctrine, we suggest that you supply your Sunday school with copies of the Declaration of Faith. These are 10¢ a copy and may be ordered direct from the Foursquare Book Shop, 1100 Glendale Boulevard, Los Angeles 26, California.

E. Give a Bible basis for each Sunday's doctrinal theme from the foregoing bibliography. Our faith must be anchored in the Word.

### STEP 2 - WORSHIP PROGRAM



THEME:

Declaration of Faith Sunday

Tag everyone with the Anchor of the Day (Perfect attendance record)

**HYMNS:** I've Anchored in Jesus It is suggested that this hymn be sung as your opening song each Sunday of this Program.

Faith of our Fathers

**PRAYER:** Pray for our Church

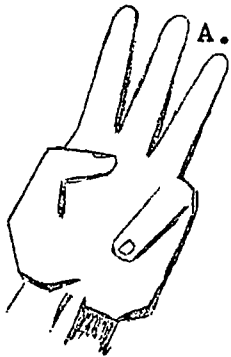
**SCRIPTURE:** Hebrews 10:19-25

**PROGRAM VISUAL AID:** Place the boat in first position. Drop the anchor.

**DRAMATIZATION:** "The Foursquare Flag"

**HYMN:** Preach the Foursquare Gospel

**STEP 3 - DEPARTMENTAL EMPHASIS**



**A. Children's Division (ages 0-11)**

**The Foursquare Flag - Dramatization**

**1. Preparation**

- a. **Props:** American flag, Christian flag (see Pattern Section, figure 2) and Foursquare flag. Large anchors about two feet in height and sailor hats for all children taking part. (Pattern Section, figure 10 and Leader's Idea Section figure 2)
- b. **Decoration:** Arrange a large red cross to the rear center of your platform. Crush 60 pound wrapping paper at the foot of the cross to resemble rocks. It could be sprayed to give added effect. Secure as large a Bible as possible and place it at the base of the cross on the rocks. Balance a large anchor against the cross with its tip on the Bible.
- c. **Music:** Preach the Foursquare Gospel
- d. **Participants:** Select as many Primary or Junior age boys and girls as is desirable for your department or Sunday school to take part in the dramatization. We would suggest at least twelve. In addition to this, you will need three flag bearers who memorize quickly or can read their lines well.

## 2. Dramatization

As the song "Preach the Foursquare Gospel" is played, have your boys and girls march from the rear of your assembly room to the platform. The American flagbearer marches first, followed by the Christian flag and then the Foursquare flag. Each marcher will hold an anchor in front of him as he marches. If you wish, the anchors can be in Foursquare colors. Be sure the children are lined up on the platform so they do not obscure the setting arranged at the rear of the platform.

a. First Flagbearer (steps forward holding Stars and Strips high)

"This is my flag - The Flag of Liberty. There are thirteen stripes for the thirteen colonies that first formed this government. We now have fifty stars on the blue for the fifty states in our union. Hail to the flag of my country!"

b. Second Flagbearer (steps forward holding the Christian flag high)

"This is my flag too - The Flag of Christianity. The red cross stands for the shed blood of Jesus Christ. The blue square is for loyalty and the white for purity. Hail to the Christian flag!"

c. Third Flagbearer (steps forward holding the Foursquare flag high)

"I salute three flags, the American, the Christian and the Foursquare Flag - the flag of my church. The red bar is for Salvation, yellow stands for the Baptism of the Holy Spirit, blue is for Divine Healing and purple represents the Second Coming of the Lord Jesus Christ. Hail to the Foursquare flag!"

All sing the chorus - "Preach the Foursquare Gospel". While the pianist continues to play, have the children march by and lay

their anchors at the foot of the cross; then sing the chorus once more. If you wish to lengthen this skit, have some one sing "The Foursquare Flag".

B. Youth Division (ages 12-24)

Foursquare Doctrine Quiz. Inasmuch as this is Declaration of Faith day it is an excellent opportunity to conduct a quiz on our church doctrine. In fact, if you wish, such a quiz could be conducted each Sunday of the Program. The winning quiz team could then be honored on the final day, May 21, 1961. This quiz should accomplish a three-fold purpose, namely:

1. Reveal your pupils knowledge of church doctrine.
2. Teach church doctrine.
3. Stimulate interest in our faith.

C. Adult Division ( age 25 and up)

Adults do need anchoring. Why not try the "Capsule Brother" or "Capsule Sister" idea? It is briefly as follows:

The name of each class member is placed in a capsule and each member in the class draws a name. (If your class is mixed, prepare men's names for the men and ladies' for the ladies.) The person drawing the name will assume responsibility for the person whose name he draws for the next six weeks. The "identity" should be kept secret. Whenever the "pill" is ill or absent from class, the secret brother or sister must endeavor to get him back in class. If you wish, only the names of those who are irregular in attendance can be put in the capsules. Identity of the secret brother or sister can be revealed at the end of the Program if desired.

\* \* \* \* \*

LORD, INCREASE MY FAITH

O for a faith that will not shrink  
Though pressed by many a foe,  
That will not tremble on the brink  
Of poverty or woe.

That will not murmur nor complain  
Beneath the chastening rod,  
But in the hour of grief or pain  
Can lean upon its God.

A faith that shines more bright and clear  
When tempests rage without,  
That when in danger knows no fear,  
In darkness feels no doubt.

Lord, give me such a faith as this  
And then, whate'er may come,  
I taste e'en now the hallowed bliss  
Of an eternal home.

Selected

For with the heart man believeth unto  
righteousness; and with the mouth  
confession is made unto salvation.  
Romans 10:10

# Anchored at Philippi

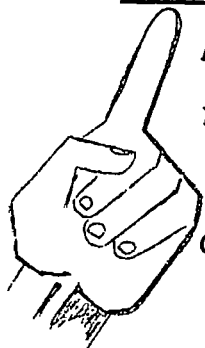


ANCHORED AT PHILIPPI - SALVATION

APRIL 23, 1960


The most important tenet of our faith, Salvation, is emphasized this Sunday. In order to evangelize all of our Sunday school, we need to constantly teach the doctrines pertaining to the new birth. We have endeavored on this Sunday to provide teaching on the subject of salvation coupled with the opportunity to accept Christ as Lord and Savior.

STEP 1 - BIBLE BIBLIOGRAPHY



- A. The conversation of the Philippian jailer. Acts 16:25-34
- B. We refer you to sections III, IV, V, VI and VII of the Declaration of Faith. These sections deal with the matter of Salvation.
- C. The "I Believe" Doctrinal Course has been especially prepared for our Junior age boys and girls. Pages 3 - 8 will be beneficial in explaining the doctrine of salvation. These books can be ordered with your literature from Foursquare Sunday School Publications, 1100 Glendale Boulevard, Los Angeles 26, California.
- D. The story of the conversion of the Philippian jailer and his family (Acts 16:25 - 34) is an excellent example of real salvation. We suggest you use it this Sunday.

STEP 2 - WORSHIP PROGRAM



THEME:

Salvation

Tag everyone with the Anchor of the Day (Perfect attendance record)

HYMNS:

I've Anchored in Jesus

On Christ the Solid Rock I Stand

PRAYER:

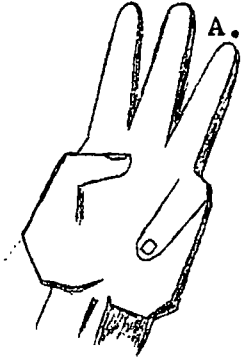
Pray for all our family and friends who do not know the Lord Jesus Christ as their Savior.

SCRIPTURE:

Romans 10:8 - 13

- PROGRAM VISUAL AID: Place the boat in second position. Drop the anchor at Philippi.
- DUET: "Jesus is my Harbor Safe" or "In Times Like These"
- INVITATION: To receive Christ as Saviour
- CHORUS: Deep and Wide

STEP 3 - DEPARTMENTAL EMPHASIS



A. Children's Division (ages 0-11)

1. Philippian Jailer flannelgraph story in full color may be ordered from Foursquare Publications, order number 80T3029, price \$1.25. (To be used in connection with the Program Visual Aid for today.)
2. Philippian Jailer pantomine
  - a. Participants: Two older boys who can sing to represent Paul and Silas. An older boy to depict the Philippian Jailer. A young person or adult who reads well. If desired, the participants can be attired in Bible costume, but it is not necessary to do so to make this pantomine effective.
  - b. Background: Prepare jail bars by cutting one dozen two inch strips of crepe paper to reach from the ceiling of the platform to the floor. Fasten the crepe paper strips about six inches apart on a string at the top of the platform. Lightly tie the string to the side of the platform so that with one quick tug, the strips will fall. Then, anchor bottom strips to the floor. Crepe paper may be brown or tan in color.
  - c. Props: An electric fan and a cardboard sword. Two signs; one reading Paul and the other Silas.
  - d. Script:
 

Reader: Acts 16:25 - 34 slowly and clearly

Verse 25: Paul and Silas behind prison bars (wearing signs) in sitting position. At the conclusion of verse they sing "Praise God from Whom All Blessings

Verse 26: Turn on electric fan at the side of the platform so crepe paper bars blow; at the end of the verse pull the cord holding the bars so they fall to the floor. Paul and Silas stand to their feet, hands raised, praising God.

Verse 27: Jailer rushes from the back of the assembly room with sword in hand as though to take his life.

Verse 28: Paul steps forward, lips moving without speaking.

Verse 29: Boy brings the jailer a flashlight.

Verse 30: Jailer on his knees before Paul and Silas.

Verse 31 - 32: Jailer hears the Word with gladness.

Verse 33: Jailer takes Paul and Silas by the hand and they all walk slowly to the rear of the room.

Verse 34: After verse is ended - have everyone sing "Free, Free, Free"

B. Youth Division (ages 12 - 24)

Panel Discussion . . four to six young people . . six to ten minutes in duration. A discussion on the problems of youth living a Christian life today could be very beneficial if your young people meet separately in their own department. The teacher or leader must be prepared to summarize with scriptural reasons for his stand.

1. Questions to consider:

- a. Do you have to "feel" anything when you are saved? (I John 1:9 - Confession only requirement)
- b. How far "out of victory" can a young person get and still be saved? (Hebrews 10:26, John 8:34 and Romans 12:1)
- c. Is a young person saved, if he is ashamed to confess his salvation to his unsaved friends? (Matthew 5:16, Mark 8:38)
- d. Is it wrong for a Christian to "love the things of the world", such as "worldly pleasures"? (I John 2:15-17)



2. This is an excellent Sunday to extend an invitation to your youth to receive the Lord Jesus Christ into their hearts. This can be done in a special session or in each individual class room.

C. Adult Division (age 25 and up)

1. What Salvation means to me

Offer an award to the adult who writes the best "appreciation letter" in your church bulletin and in your Sunday morning service.

2. Encourage everyone to keep working on their "capsule brother or sister".

\* \* \* \* \*

THE SAVIOUR CAN SOLVE EVERY PROBLEM

The Saviour can lift every burden,  
The heavy as well as the light;  
His strength is made perfect in weakness,  
In Him there is power and might.

The Saviour can bear every sorrow,  
In Him there is comfort and rest;  
No matter how great the affliction,  
He only permits what is best.

The Saviour can strengthen the weary,  
His grace is sufficient for all;  
He knows every step of the pathway,  
And listens to hear when we call.

The Saviour can break sin's dominion,  
The victory He won long ago;  
In Him there is freedom from bondage,  
He's able to conquer the foe.


The Saviour can satisfy fully  
The heart that the world cannot fill;  
His presence will sanctify wholly  
The soul that is yielded and still.

The Saviour can solve every problem,  
The tangles of life can undo;  
There is nothing too hard for Jesus  
There is nothing that He cannot do.

--Oswald J. Smith

And when Paul had laid his hands upon them, the Holy Ghost came on them; and they spake with tongues, and prophesied. Acts 19:6

# Anchored at Ephesus

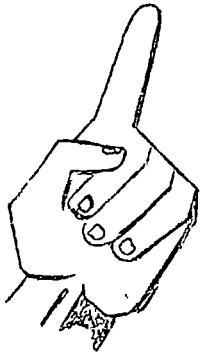


## ANCHORED AT EPHESUS - HOLY SPIRIT

APRIL 30, 1960


Today we Anchor at Ephesus as we relive the outpouring of the Holy Spirit's power upon twelve Christian men. The Holy Spirit will do for us what He did for these early Christians. No other tenet of our faith so closely identifies us as a Pentecostal movement as this phase of our church doctrine. It is important to train our boys and girls as well as our youth in What We Believe. We have given you suggestions to help you Anchor your Sunday school in the teaching of the blessed Holy Spirit and His work in our lives.

### STEP 1 - BIBLE BIBLIOGRAPHY



- A. Twelve converts at Ephesus baptized in the Holy Spirit - Acts 19:1 - 7
  1. They were ignorant of the work of the Holy Spirit, Verse 2
  2. They had been baptized unto repentance, Verse 3
  3. They readily received the Holy Spirit, Verse 6
- B. We suggest that you study sections X, XI, XII and XIII of the Declaration of Faith in relation to the doctrine of the Holy Spirit and use the scriptural references given.
- C. Again we refer you to the "I Believe" Doctrinal Course for Juniors. You will find it particularly valuable in explaining the work of the Holy Spirit. The writer has used great wisdom. Illustrations and methods of explanation are also given. (pages 15 to 19)
- D. Be sure to anchor your students Scripturally. A Scriptural Anchor will hold!

### STEP 2 - WORSHIP PROGRAM



THEME:

Holy Spirit

Tag everyone with the Anchor of the Day (Perfect attendance record) Encourage everyone to collect all six anchor tags.

HYMNS: I've Anchored in Jesus.  
 Lord, Send the Old-time Power

PRAYER: Pray that the Holy Spirit will guide and direct us  
 in all that we do. Remember in prayer those who  
 have not as yet received Him in baptizing power  
 that they may soon enjoy the "Ephesus" experience.

SCRIPTURE: Acts 19:1 - 7

PROGRAM VISUAL AID: Place the boat in third position. Drop anchor at  
 Ephesus. (See departmental emphasis for further  
 suggestions)

CLOSING CHORUS: Spirit of the Living God

STEP 3 - DEPARTMENTAL EMPHASIS



Today we are laying particular stress on the Holy Spirit Baptism, but we do not want to overlook Water Baptism. We suggest that you also arrange a water baptismal service for today (April 30). Each departmental superintendent should encourage all those in his department who have had a definite experience of salvation to follow their Lord in water baptism. The next step in the walk of the believer will then be the Baptism of the Holy Spirit.

A. Children's Division (ages 0-11)

Types of Christians represented by boats:

1. Rowboat Christians (Secure a small toy boat resembling a rowboat or see pattern section, figure 3)

These folks have given their hearts to Jesus but do very little for themselves or the church. They must be "pushed and steered" wherever they go. They are apt to let others do the rowing for them if they can manage it. They never "launch out into the deep" of God's love but always stay near the shoreline of worldliness.

2. Sailboat Christians (Secure a toy sailboat for illustration or see pattern section, figure 4)

These Christians are guided by the winds of public opinion and

their own likes or dislikes. If the winds are favorable, they'll come to Sunday school and church. If there is no wind, they drift, but you can't depend upon them.

3. Steamship Christians (Secure a toy steamship for illustration or see pattern section, figure 5)

The Steamship Christians have Power. They have been filled with the Holy Spirit (Acts 2:4). They can be depended upon and will always be on hand to help, to witness and to serve.

## B. Youth Division (ages 12 - 24)

### 1. Fruit of the Spirit

Secure a small, bare tree two or three feet high. Prepare nine cardboard disks three inches in diameter. They should be of various colors. Each disk will represent a fruit of the Spirit, such as: love, joy, peace, longsuffering, gentleness, goodness, faith, meekness, temperance.

The tree represents our lives. How bare it looks without any foliage, but when we put the fruit of the Spirit on the branches of the tree, it is most attractive. Does your life repel or attract?

### 2. Testimonies on the value of being filled with the Holy Spirit

Select several young people to give a short testimony of what it means to them to be filled with the Holy Spirit.

### 3. Prayer meeting

Encourage your young people to attend a prayer service preceding The Crusader Hour. The pastor will be very happy to cooperate and have a special mid-week prayer service, using as his theme "The Baptism with the Holy Spirit". Plan to have entire units present such as: a whole department or entire class AND the teachers or teacher sitting with them. Our young people need the Baptism of the Holy Spirit.

**C. Adult Division ( age 25 and up)**

**1. Holy Spirit evidence**

Speaking in "tongues" by Pentecostal people is considered the initial evidence of the Baptism of the Holy Spirit. It might be well to call attention the value of speaking in "tongues".

- a. Initial evidence of the Baptism. Acts 2:4; 10:44 - 48;  
19:6
- b. Speaking unto God. I Corinthians 14:2
- c. Edifies the believer. I Corinthians 14:4
- d. Sign of the supernatural to the unbeliever. I Corinthians  
14:22
- e. Estimation of the Apostle Paul. I Corinthians 14:18, 39

**2. "Capsule brother or sister"**

If you are using the capsule brother or sister idea, encourage these secret friends to pray with their brother or sister in order that they might receive the Baptism of the Holy Spirit. This should be done, however, at the mid-week prayer service of the church as suggested in the Youth Division.


**3. Emblems of the Holy Spirit**

The emblems of the Holy Spirit illustrated will make an interesting study for adults.

- a. Water (glass bowl of water) John 7:38,39
- b. Fire (lighted match) Matthew 3:11
- c. Wind (fan) Acts 2:2
- d. Oil (bottle of oil) I John 2:27 and Psalms 45:7
- e. Dove (picture of dove) Matthew 3:16
- f. Seal (seal) II Corinthians 1:22
- g. Cloven Tongues (tongues of fire) Acts 2:3, 6 - 11

But Peter . . . kneeled down, and  
prayed; and turning him to the  
body said, Tabitha, arise. And she  
opened her eyes: and when she saw  
Peter, she sat up. Acts 9:40

# Anchored at Joppa

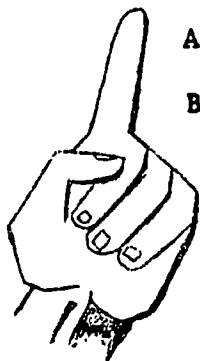


## ANCHORED AT JOPPA - DIVINE HEALING

May 7, 1961

Everyone will enjoy dropping anchor at Joppa as we relate the true, miraculous healing of Dorcas. In answer to Peter's prayer of faith, she was raised from the dead. It would be well to call the attention of your Sunday school students to our Foursquare scripture motto in Hebrews 13:8 "Jesus Christ the same yesterday, and today, and forever". What Christ did yesterday under the ministry of Peter, He is still able and willing to do today.

### STEP 1 - BIBLE BIBLIOGRAPHY




- A. Healing of Dorcas at Joppa. Acts 9:36-43
- B. We refer you to Section XIV of the Declaration of Faith on the subject of Divine Healing. Scriptures given are as follows:

Matthew 8:17  
Matthew 9:5  
Mark 16:17,18  
Acts 4:29,30  
James 5:14 - 16

- C. Pages 9 to 14 in the "I Believe" teacher's manual deals with the subject of Divine Healing. Simplified language is used and illustrations are suggested to explain this doctrine to boys and girls.
- D. In these days of great testing, when many Christians are severely afflicted in their bodies, we need to hold fast to the Divine Healing Anchor.

### STEP 2 - WORSHIP PROGRAM



THEME:

Divine Healing

Tag everyone with the Anchor of the Day (Perfect attendance record)

HYMNS:

I've Anchored in Jesus

By His Stripes we are Healed

PRAYER:

Pray for Sunday school members who are ill.

Remember the shut-ins and those in hospitals.



**TESTIMONIES:** Select two or three to give a one minute testimony as to the healing power of the Lord Jesus Christ.


**SCRIPTURE:** Acts 9:36 - 43

**PROGRAM VISUAL AID:** Place the boat in fourth position. Drop anchor at Joppa. For further ideas and suggestions, see departmental emphasis sections.

**CLOSING HYMN:** Jesus is Passing This Way

**STEP 3 - DEPARTMENTAL EMPHASIS**

**A. Children's Division (ages 0-11)**




1. **Four Divine Healing Anchors.** Prepare eight cardboard anchors, 8" to 12" in height. Paste two anchors back to back leaving an open slit at the bottom center of the back of the anchor into which something can be placed. Back the anchors with flannel so they can be placed on the flannelgraph board as the illustration progresses. Write the word describing the particular anchor across the upright of the anchor as shown in illustration.

a. **Word of God Anchor** - Take Gospel of John or small New Testament out of slit in first anchor. Psalms 103:3, 107:20 and Malachi 4:2.

b. **Prayer Anchor** - Take picture of child praying out of slit in second anchor. (see Pattern Section, figure 6) James 5:14 - 16

c. **Faith Anchor** - Take small red heart on which the word "faith" has been written out of third anchor slit. (See Pattern Section, figure 7) Hebrews 11:1



d. Testimony Anchor - Take cardboard lips out of anchor slit.

(See Pattern Section, figure 8)

2. Holy Communion. Inasmuch as this is the first Sunday of a new month and Communion Sunday, we suggest that sometime during the day this observance be explained to the children. It may be that you will wish to do this during the extended session (children's church) but instruction should be given so our students will understand this holy rite of the church.

B. Youth Division (ages 12 - 24)

1. Remarkable things about Peter, the apostle who prayed for Dorcas.
  - a. He was one of the first to use the newly given power. Acts 3:1 - 11 (Healing of the lame man at the temple Beautiful)
  - b. People were healed by the shadow of Peter. Acts 5:15 (See Amplified New Testament)
  - c. He was delivered from prison by the angel of the Lord. Acts 12:1 - 17 The answer to prayer that shocked a congregation!
2. The four Divine Healing anchors suggested in the children's division can also be adapted to the youth area.
3. Testimonies of healing. This will inspire faith in the hearts of your young people to know that Christ still is healing the sick today.

C. Adult Division (age 25 and up)

1. God blesses and honors Busy People. Dorcas was a hard worker. After her death the saints and widows showed Peter all the garments she had made. We suggest that you make this "Dorcas Day" for U. F. W. ladies. Have a display table showing the work your U. F. W. ladies are doing. Have the ladies sit in a special section in your church service and give them recognition for their fine work.

2. Virtues of Dorcas

- a. She was full of "good works" - verse 36
- b. She was full of "almsdeeds" (she remembered the poor) - verse 36
- c. Her works were not forgotten - verse 39
- d. Prayer was heard in her behalf - verse 40
- e. Many were converted through her miraculous raising from the dead - verse 42

3. Prayer visitation groups. In every community there are those who are chronically ill in rest homes, hospitals and "shut-in" at home. It will do your adults good to divide up in teams and visit those who are ill. We list a few things to remember when visiting those who are sick:

- a. For those seriously ill, confine the call to not more than ten minutes.
- b. Talk slowly and in a low voice.
- c. Do not sit on the bed of a patient.
- d. Refrain from talking about others who have been ill for years with the same disease.
- e. Be cheerful.
- f. Leave literature which the patient can read when you are gone. This should be comforting and scriptural in nature.
- g. Pray before leaving if the patient would like you to. The prayer should be short and directed to the need of the person who is ill.
- h. Be sure to take your Bible.

Then tidings of these things came unto the ears of the church which was in Jerusalem: and they sent forth Barnabas, that he should go as far as Antioch. Acts 11:22

# Anchored at Antioch

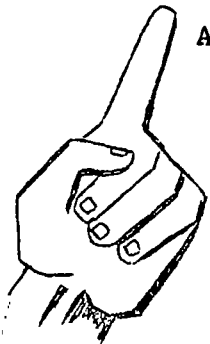


ANCHORED AT ANTIOCH - MISSIONS

MAY 14, 1961

This is Sunday School Missionary Day and as such it is of utmost importance that you do not by-pass the missionary emphasis. When two programs fall on the same day, one is apt to suffer. May 14 is also Mother's Day. We have endeavored to correlate these three important phases in a joint package. You may not wish to follow the worship program suggested in detail, but it will give you a fairly good idea how the three can be correlated in one service with great effectiveness.

STEP 1 - BIBLE BIBLIGRAPHY



A. Missionary Church at Antioch - Acts 11:19-26

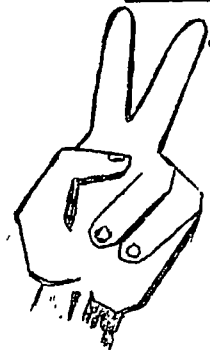
1. The disciples were scattered abroad (to missionary fields).  
verse 19
2. They preached the "Lord Jesus". verse 20
3. "The hand of the Lord was with them". verse 21
4. "A great number believed". verse 21
5. "The disciples were called Christians first at Antioch". verse 26

B. Sunday school is a Missionary institution - Matthew 28:19, 20.

The great commission commands us to "Go" before it commands us to "Teach".

C. "Light for a Darkening Hour" - The light of the gospel must not be hid.  
II Corinthians 4:3 - 6 We must share it with a world groping in gross darkness!

STEP 2 - WORSHIP PROGRAM



THEME:

Missions

Tag everyone with the Anchor of the Day (Perfect attendance record)

HYMNS:

I've Anchored in Jesus

Send the Light

PRAYER:

Japan is our missionary country for May. Pray for Reverend and Mrs. Jack Francey and their two small children, Charles and Colleen our missionaries in Japan. The Japanese people are receptive to the gospel and we need to pray that they will be reached for the Lord Jesus Christ while the door is open.

MISSIONARY VISUAL AID:

"Light for a Darkening Hour" (Move the hands of the clock to 5 and paste picture of Japanese child on the number - providing you have made the missionary goal for May)

MISSIONARY MOTHERS:

(see Departmental Emphasis)

SCRIPTURE:

Acts 11:19 - 26

PROGRAM VISUAL AID:

Drop anchor at Antioch and place the boat in fifth position. Additional helps are given under Departmental Emphasis Section.

ANCHOR THE MOTHERS:

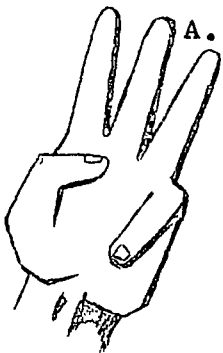
(see Departmental Emphasis)

MISSIONARY OFFERING

CLOSING CHORUS:

For God so Loved the World

### STEP 3 - DEPARTMENTAL EMPHASIS



#### A. Children's Division (ages 0 - 11)

1. Missionary Church at Antioch. Relate this story using the outline under Bible Bibliography.
  - a. Point out the location of Antioch on a large map of Bible lands. This will cause your boys and girls to associate reality with your Bible story.
  - b. The disciples were first called Christians at Antioch. Cut out four inch letters spelling out the word Christian. Put these letters on your flannelgraph board as follows:

C H R I S T - I - A N

Now interchange the I and the A N so it reads CHRIST AN I -  
Colossians 1:27.

c. A true Christian will want to tell others about Jesus and will  
desire to give that others may hear. Matthew 28:19, 20

2. Missionary Mothers. Select six Primary age girls. Dress them in  
Mu Mus and if possible secure a Japanese umbrella for each. The  
umbrellas can be obtained in the oriental section of the town or  
in a variety store of most cities. Each one of the girls will  
carry a doll and sing the following song:

(Tune: Father, We Thank Thee)

All of the nations, All of the nations  
All of the nations, Have mothers true  
Mother, we love you. Mother, we love you.  
Mother, we love you. For this is your day.

B. Youth Division (ages 12 - 24)

1. What is a Christian? Print the word Christian on the blackboard;  
place one letter underneath the other so as to make the following  
acrostic definition.

C - Called of God. John 15:16

H - Heart right with God. Romans 10:10 and Ezekiel 18:31

R - Righteous through Christ. Romans 5:19

I - Iniquities forgiven. Hebrews 8:12

S - Separated from the world. II Corinthians 6:17, Romans 12:2

T - Truthful. Psalms 15:2

I - Integrity (honesty). Psalms 26:1, Proverbs 20:7

A - Ambassador for Christ. II Corinthians 5:20, Galatians 6:15

N - New name. Revelation 3:12

2. What's my name? Divide your session into two sides or groups.  
Select four Foursquare Missionaries and prepare six clues for each  
one. The first clue will be the most difficult and vague, the  
second less, et cetera. Give points to the side guessing the  
identity as follows:

|             |           |
|-------------|-----------|
| First clue  | 60 points |
| Second clue | 50 points |
| Third clue  | 40 points |
| Fourth clue | 30 points |
| Fifth clue  | 20 points |
| Sixth clue  | 10 points |

The side or group accumulating the most points will win.

C. Adult Division (age 25 and up)

1. The acrostic on "What is a Christian?" will work out as well for adults as for the youth.
2. Missionary Mothers
  - a. A short history of our Missionary mother in Japan featuring Reverend Billie Francey. Before her marriage, Billie was a missionary in Hong Kong, China, having set sail for this field on August 31, 1948. After two years in China, the Bamboo Curtain of Communism forced the evacuation of most of our American missionaries. In March of 1951, it was decided it would be best for her to leave China and establish a missionary station in Japan. God blessed her efforts as she labored for Him. It was while she was on furlough in the United States that she met and married Jack Francey. They both returned to Oizumi, Japan. God has blessed their marriage with two lovely children, Charles and Colleen. They now have a fine church building in Oizumi as well as other meeting places. Sister Francey is a faithful mother and wife, but before all this she is a Missionary, who carries a real burden for the Japanese people. She is a woman who spends long hours in prayer and knows how to wait on God.
  - b. Every true Christian mother is a Missionary.



1. She denies herself.
2. She carries the burden of the salvation of her family on her heart.
3. She labors early and late in their behalf.
4. She trains her children in the ways of righteousness.
5. She leads the way to God.
6. Her "missionary field" of service is unlimited!

\* \* \* \* \*

#### MOTHER'S BEATITUDE

Blessed is the mother who understands her child, for she shall inherit a kingdom of memories.

Blessed is the mother who knows how to comfort, for she shall possess a child's devotion.

Blessed is the mother who guides by the path of righteousness, for she shall be proud of her offspring.

Blessed is the mother who teaches respect, for she shall be respected.

Blessed is the mother who emphasizes the good and minimizes the bad, for in like manner the child shall make evaluations.


Blessed is the mother who has character strong enough to withstand the thoughtless remarks and resentments of the growing child, for again, in due time, she shall be honored.

--Selected.

For the Lord himself shall descend from  
heaven with a shout, with the voice of  
the archangel, and with the trump of God:  
and the dead in Christ shall rise first:  
Then we which are alive and remain shall  
be caught up together with them in the  
clouds, to meet the Lord in the air:  
and so shall we ever be with the Lord.

I Thessalonians 4:16,17

# Anchored at Patmos

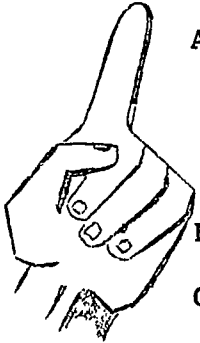


ANCHORED AT PATMOS - SECOND COMING

May 21, 1960

The final Sunday of our Program will feature a doctrine dear to the heart of every born again Christian; the second coming of our Lord and Savior Jesus Christ. We could not have a better climax to Faithfulness than to finally hear the words "Well done thou good and faithful servant" (Matthew 25:21). In our eagerness to teach other points of our faith, it is possible to neglect the doctrine of the second coming of Christ. The Apostle Paul in Titus the second chapter urges us "But speak thou the things which become sound doctrine . . . teaching us that, denying ungodliness and worldly lusts, we should live soberly, righteously and godly, in this present world; looking for that blessed hope, and the glorious appearing of the great God and our Savior Jesus Christ" (Titus 2:1, 12, 13).

STEP 1 - BIBLE BIBLIOGRAPHY



- A. The Second Coming of Christ
  - 1. The Rapture of the Saints. I Thessalonians 4:14 - 18
  - 2. Christ's Return in glory. Revelation 1:7, 12 - 18
- B. We refer you to section IV in the Declaration of Faith.
- C. "I Believe." Pages 20 - 24 in the teacher's manual deal with the doctrine of the second coming of Christ. It has been simplified and made easy to teach. Illustrations are also given to enlighten the teaching.

STEP 2 - WORSHIP PROGRAM



- THEME: Second Coming
- Tag everyone with the Anchor of the Day (Perfect attendance record)
- HYMNS: I've Anchored in Jesus
- Is it the Crowning Day?
- PRAYER: Pray for the soon return of our Lord Jesus Christ; in the words of John, the Revelator, "Even so

come, Lord Jesus". On this closing day of our Program, pray for the members of the Sunday school that they may be Faithful and found ready when He comes!

SCRIPTURE:

I Thessalonians 4:14 - 18 and Revelation 1:7

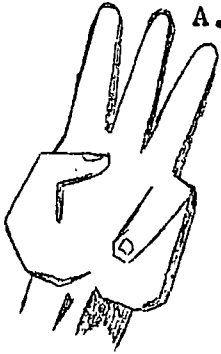
PROGRAM VISUAL AID:

Drop anchor at Patmos and place boat in last position. See Departmental Emphasis for further ideas in using the visual aid poster.

CLOSING CHORUS:

There's Going to be a Meeting in the Air or  
He's Coming Soon

### STEP 3 - DEPARTMENTAL EMPHASIS



#### A. Children's Division (ages 0 - 11)

1. Whistles - I Corinthians 15:52 "In a moment, in the twinkling of an eye at the last trump; for the trumpet shall sound." Whistles are very familiar to all of us. We hear whistles every day of our lives. Our Bible, while it does not mention whistles, speaks of trumpets and horns. It tells us that at the final day the Trump of God shall sound. Secure, if possible, the following whistles and horn to illustrate:

- a. Toy whistle. There are many people who think that life is just one big "play time". All they are interested in is having a good time.
- b. Stop whistle. The stop whistle is used by policemen as a signal at an intersection or to stop a speeding automobile. We do not like this whistle very much, especially if it is our car that is being stopped. Many people in this world are doing wrong and breaking God's law. Often they ignore the stop whistle.
- c. Boat whistle. (try to secure something that sounds like a boat whistle) The boat whistle sounds it's blast before the

gangplank is pulled in and the boat pulls away from shore.

This we can call an "Invitation whistle" to come on board the gospel ship - "Salvation". Isaiah 55:6

d. Trumpet. A trumpet is a musical whistle. A pipe organ is also a series of musical whistles called "pipes". In an orchestra we have many other types of musical whistles such as horns, clarinets, oboes, flutes, piccolos and saxaphones. God will cause His trumpet to be sounded in the final day preceding the coming of the Lord Jesus Christ. We want to be ready when the trumpet sounds.

2. If you wish to illustrate the coming of the Lord Jesus Christ by using flannelgraph, we suggest that you secure "If Jesus came back today" put out by Christian Publications (1.25). This may be ordered from our Foursquare Book Shop, 1100 Glendale Boulevard, Los Angeles 26, California.

B. Youth Division (ages 12 - 24)

1. Signs of the Times. Prepare the following signs to resemble road signs and illustrate as follows:

a. One-way Street - Enter Here. Life is a one-way street. The way is narrow. Matthew 7:13, 14. Enter here (place a small red cross at this spot on your sign) John 14:6.

b. Detour. Have you made a detour from the Christian way of Holiness? Psalms 14:12


c. Slide area. Are there any slide areas in your life? Slides of prayerlessness, carelessness, worldliness? These will block your progress up the King's highway. Romans 12:2

d. Stop! Look and Listen! We dare not get careless in our Christian living for Jesus Christ is coming soon and may find us unprepared. What then? Matthew 25:1 - 13

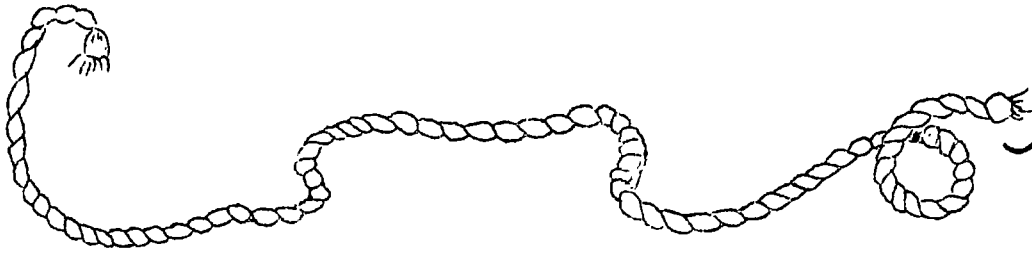
2. Signs pointing to the Coming of Christ. Matthew 24:3 "... Tell us when shall these things be? and what shall be the sign of thy coming, and of the end of the world?" Urge your youth to look through magazines and newspapers for articles which would indicate the fulfillment of prophecy. This announcement should be made at least a week in advance so they can bring them to class. Let each young person present his evidence of fulfilled prophecy. After the prophecy has been presented, thumbtack the clippings to a "Second Coming Bulletin Board".

C. Adult Division (age 25 and up)

1. Your adults will enjoy the "Second Coming Bulletin Board".
2. During your adult assembly period, or class session, preceding the last Sunday of the Program (May 14) assign adults to do research on the following topics. On May 21, 1961, they will present a two minute report.
  - a. The return of the Jews to Palestine.
  - b. The rise to world power of godless Russia and the part she will have to play.
  - c. Revivals in various parts of the world and their significance.
  - d. Has "Anti-christ" made his appearance?
3. Using the Declaration of Faith, acquaint your adults with the doctrinal belief of the Foursquare Church in the area of the Second Coming of Jesus Christ. It is an error to assume that they know. This is vital teaching and as such, it bears repetition.
4. This is the final day of the Program. If you wish, you may reveal the identity of the "Capsule Brothers and Sisters". There may be some very fine testimonies as to the effectiveness of the "capsules". Award those who have been able to get their "capsules" to Sunday school.



W  
A  
D  
R  
S  
D  
S



LEADER'S IDEA SECTION

I. DEPARTMENTAL ATTENDANCE BOOSTERS


Although this Program is not intended to be a contest or a big attendance builder, it is essential to promote "faithfulness" in attendance during the entire Program. Billy Graham says that 95 per cent of his evangelistic effort in winning youth and men and women to Christ is the Follow-Up! "Anchored in Faithfulness" provides an excellent follow-up to the pre-Easter contest. Use the following suggestions to help you in anchoring your Sunday school constituency during the seven weeks following Easter.

**A. Pre-School Department**

**Fish Aquarium**

Provide each child with a box 7" or more in length. Remove flaps or lid from box and color the inside blue or line with blue paper. Turn the box so the opening is on the side. Trace 2" circles on construction paper in the colors suggested for the various Sundays. Use two circles for each fish. Cut one circle in half; then cut one of these half-circles in half again.

Paste pieces together to make fish as shown in sketch. Mark eyes and mouth with crayons. Cut six 5" pieces of string. Use cellophane to tape string to fish and to ceiling of the box. If



(Figure 1)

possible, let children bring shells and marine decoration for the floor of the aquarium. Cut fish out of following construction paper colors:

|               |          |                               |
|---------------|----------|-------------------------------|
| First Sunday  | white -  | Anchored in the Faith         |
| Second Sunday | red -    | Anchored in Salvation         |
| Third Sunday  | yellow - | Anchored in the Holy Spirit   |
| Fourth Sunday | blue -   | Anchored in Divine Healing    |
| Fifth Sunday  | green -  | Anchored in Missions          |
| Sixth Sunday  | purple - | Anchored in the Second Coming |



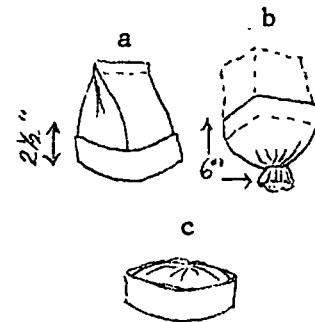
The fish will only be hung in the box as the child attends. Six fish will indicate perfect attendance. They may be permitted to take the box home at the conclusion of the Program.

## B. Primary Department

### Sailor Hat Perfect Attendance


Make a paper hat for each boy and girl in the Primary Department as follows: Secure white paper bags in quantity sufficient for members and visitors to the department. Fold open end up two and a half inches, then fold up again to reinforce brim. (see a) Cut off closed end of bag, gather together and pull down through folded brim, fastening it tightly with a rubber band about six inches from bottom of brim. (see b) Cut off excess paper and push gathers back through brim to form top of hat. (see c) Cut anchors out of construction paper in various colors as follows:

|               |        |
|---------------|--------|
| First Sunday  | white  |
| Second Sunday | red    |
| Third Sunday  | yellow |
| Fourth Sunday | blue   |
| Fifth Sunday  | green  |
| Sixth Sunday  | purple |



(Figure 2)

Pin anchors on sailor caps as they are earned each Sunday of the Program. It is possible to staple them on if desired. Each Primary child will enjoy wearing his "Anchored Sailor Hat" during the opening period of your Sunday school session.



(Figure 3)

## C. Junior Department

### Anchor Chain

Make two long link chains to extend across the front of your assembly room. The links can be made out of colorful construction paper. Divide your Juniors either by classes, or by pupils, into two

teams. The purpose will be to see who can fill his link chain with anchors the quickest. Rules as follows:

1. One anchor each Sunday to each pupil present.
2. One anchor only to be hung on each link of the chain.
3. As a team member is able to repeat scripture on the doctrine of the day, an anchor can be hung. Scriptures as follows:
  - a. First Sunday I Corinthians 16:13
  - b. Second Sunday Romans 10:10
  - c. Third Sunday Acts 2:4
  - d. Fourth Sunday James 5:14
  - e. Fifth Sunday Matthew 28:19
  - f. Sixth Sunday Revelation 1:7

This booster suggestion for your attendance will have a dual purpose.

1. Encourage perfect attendance.
2. Inspire the students to memorize doctrinal scriptures.

#### D. Junior High and Senior High Departments

##### Sailor Mates

On the Sunday preceding the opening of the Program, each sailor will find his Mate as follows:

1. Prepare anchors for everyone. Write only a portion of a well known scripture on one anchor with the balance of the scripture on another. Give each person an anchor on April 9, 1961. These two must find one another for they will be "Sailor Mates" throughout the Program.
2. Each team of Sailor Mates will act as a single unit throughout the program. An example of how this will work is:
  - a. An absence of either mate will count against both 10 points. Both must be present to count.
  - b. A visitor brought will count for both - 20 points per visitor.


- c. Doctrinal quiz question answered correctly counts for both 5 points per answer.
  - d. Church attendance each service counts for both 5 points.
3. Number the Sailor Mate teams and list them on the blackboard or on an Honor Roll where you can keep an accumulated point record each Sunday of the Program.
  4. Highest point Sailor Mates win. Treat them to a boat trip or some other suitable award.

E. Young People's Department

Navigators vs Mariners

It has been suggested in the weekly programming under "Departmental emphasis" that the youth of your school be encouraged to participate in panels, quizzes and spelldowns on church doctrine. Your young people who have studied the Declaration of Faith course will not have too much difficulty with the answers. We must know what we believe. For interest we suggest the following:

1. Divide your youth into two groups - Navigators and Mariners.
2. Select a captain for each crew. The captain will be responsible to organize his crew and get 100 per cent attendance each Sunday morning of the Program.
3. The Navigator quiz team will be versus the Mariner team. This type of competition can be carried all through the Program with special emphasis given to church attendance, et cetera.
4. Use these cocky tags for the two teams.
5. Points may be given as follows:
  - a. Attendance
  - b. Quiz victory
  - c. Visitors
  - d. 100 per cent crew attendance
  - e. Church attendance by the crew



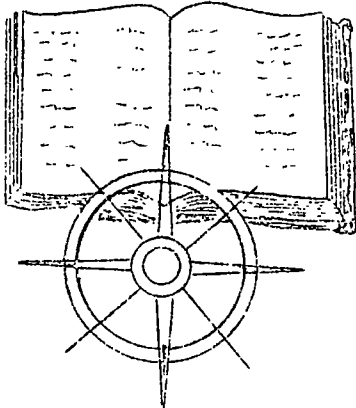
(Figure 4)

6. Loser entertains the winner at a nautical banquet.

F. Adult Department

Log of the Good Ship Grace

1. Prepare a "log" of the Good Ship Grace. This should be large enough to be seen by all.
2. Interest can be aroused in the adult area by one adult class challenging the other to be faithful.
3. A purser will officially record the log of the day each Sunday for the purpose of the record.
4. Points will accumulate as follows:
  - a. Present (each person) 10 points
  - b. Every church service attended 10 points
  - c. Visit in the home on absentee or sick call 20 points each
  - d. Invitation to a new person to attend Sunday school 10 points

| LOG OF THE GOOD SHIP GRACE   |            |        |         |       |
|--|------------|--------|---------|-------|
|  |            |        |         |       |
| Date   | Attendance | Church | Contact | Total |
| 4-16   |            |        |         |       |
| 4-23   |            |        |         |       |
| 4-30   |            |        |         |       |
| 5-7  |            |        |         |       |
| 5-14   |            |        |         |       |
| 5-21   |            |        |         |       |
| * * * * *  |            |        |         |       |

(Figure 5)

## II. PROMOTION IDEAS

- A. **Why I like my Church.** During our Program we are emphasizing church doctrine. Why not challenge the members of your school to write a letter, not over 150 words, on "Why I like my Church". This announcement should be made on April 9. The deadline for letters to be turned in would be on May 7. This will allow time for a committee to evaluate the letters and select one from each department. Award them as follows:
1. The best letter in the Sunday School - a Bible or New Testament
  2. The best letter in each department - a Bible plaque
- Print the selected letters in your church bulletin and read to the general assembly.
- B. **Class Banners.** Inasmuch as our theme is on the nautical line, why not allow each class to select their own banner. The class name should be at the top of the banner and a nautical symbol pictured below. Make the banner out of posterboard (20" x 30") and staple to a dowling stick 4 foot in length. Dowling stick may be procured from a lumber yard or in some hardware stores. Banners will be "flown" on the platform for all classes qualifying as follows:
1. Any class with 10 per cent attendance over last month's average
  2. 100 per cent Bibles
  3. Flags will be flown in order of increase
- If desired, the teacher may make an individual poster for the classroom listing the goals for each Sunday and a column to write in the accomplishments of the class. (See Nautical patterns in Pattern Section)
- C. **Anchor the Class.** Here is an idea to help combat the problem of absentees and pupils who lose interest:
- Secure a nice card or prepare a nice letter by having each member write a sentence and sign his name. Give the completed note to one of the class members to deliver.

- D. Sink the Boat. This is a money raising idea which could be used for missionary Sunday or for any other project such as raising funds for a Sunday school bus or a building fund.

Needed: 1 large wash tub painted blue or covered on the outside with paper.

2 good sized boats or 2 pyrex glass bowls.

Fill the tub 2/3 full of water. Divide the Sunday school into two teams - Pirates and Buccaneers. Give the boats in the tub these two names. It will be the object of the Pirates to put so much money in the Buccaneers Boat that it will sink. The Buccaneers will try to do likewise.

- E. Fishing game. Cut at least twelve fish out of white construction paper. On one side of the fish write the first half of a familiar Bible verse. On the reverse side of each fish fasten a paper clip to the mouth with cellophane tape. Place the fish in a cardboard box representing the fish pond. Tie a small horseshoe magnet onto a fishing line and attach to a thin stick (fishing pole). When the magnet is lowered into the box, the first paper clip it touches will stick to it and so a fish is caught. The children may be divided into teams and take turns fishing or may fish if they qualify by bringing a visitor. It may be worked in several different ways as desired. If the one fishing can finish the verse on the fish he caught, he scores a point for his team. If he cannot, the fish must be returned to the pond. (See Pattern Section, figure 9)

### III. AVAILABLE MATERIALS

- A. General Poster. Use these posters freely. They are beautiful and eye-catching. Wherever you place them, inside or outside your church, they will work untiringly to build your Sunday school and church attendance.
- B. Church Bulletins. A church bulletin to tie-in with the theme provides a change of pace for your congregation. If you have people in your congregation who never go to Sunday school, this is an effective way of reaching them.


- C. Post Cards. You'll like them! They are completely different and original. To make them even more usable, they are undated. Let Uncle Sam do some of your "foot-work".
- D. Program Visual Aid. You will want to use this Visual Aid in each department of your school. Statistics will bear us out when we say that the average person remembers 50 to 70 per cent more of what he sees than what he hears.
- E. Leader's Manual. We recommend that you order a manual for each one of your workers. Often a program of this type "bogs" down for the very simple reason that only the Sunday school Superintendent or leader understands the scheduled program for each week.

#### IV. PUBLICITY

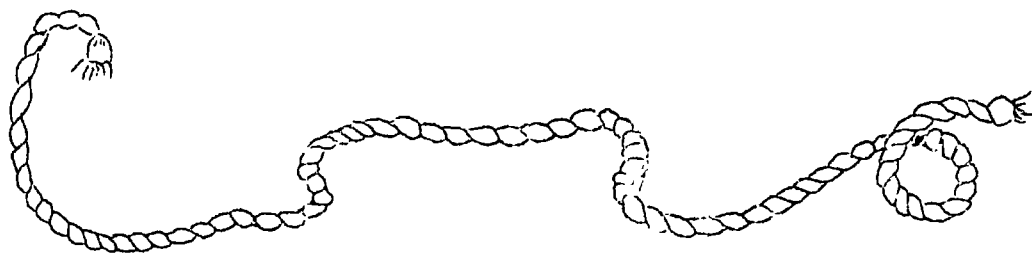
- A. Anchors. Enlarge the anchor in the Pattern Section until it is 20 or 30 inches in height. Make enough anchors to distribute liberally throughout your church building and educational facilities. These should be on display throughout your pre-Easter contest - "Sunday School Regatta".  
(See Pattern Section, figure 10)
- B. Pulpit. Good publicity must reach your church and Sunday school by means of the pulpit and platform announcements. We suggest if at all possible, the doctrinal theme of each Sunday be brought into the pastor's sermon.

Note: CORRELATION WITH YOUTH GROUPS:


This Program has been completely correlated with "The Crusader Hour" services. In order to be effective "Anchored in Faithfulness" should be a Total Church Program. Crusading and the Cadet Manual will give you services during this period for your "Crusader Hour" which will synchronize with the "Anchored" theme.



ρ  
A  
J  
J  
ε  
R  
n  
s



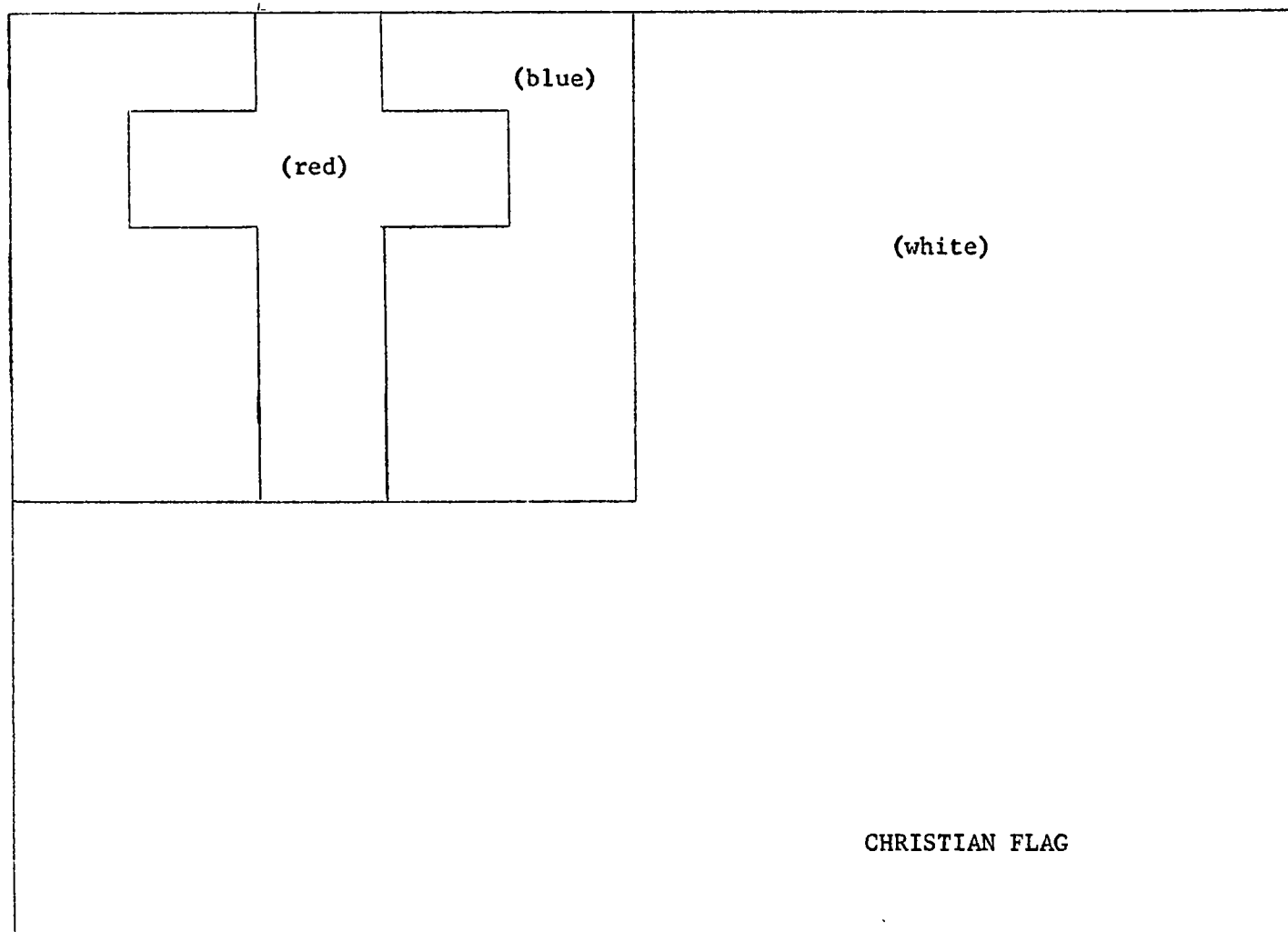




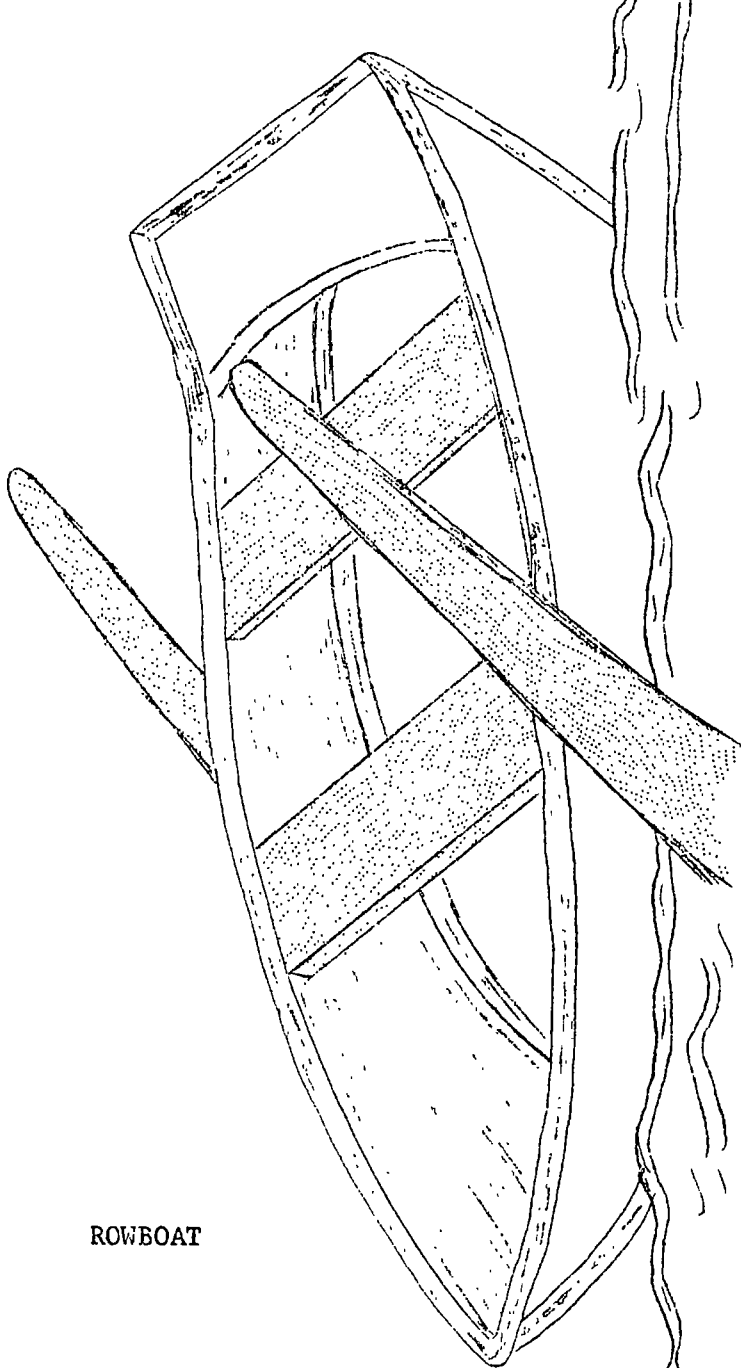
P A T T E R N

S E C T I O N

(Figure 1)




(Figure 2)



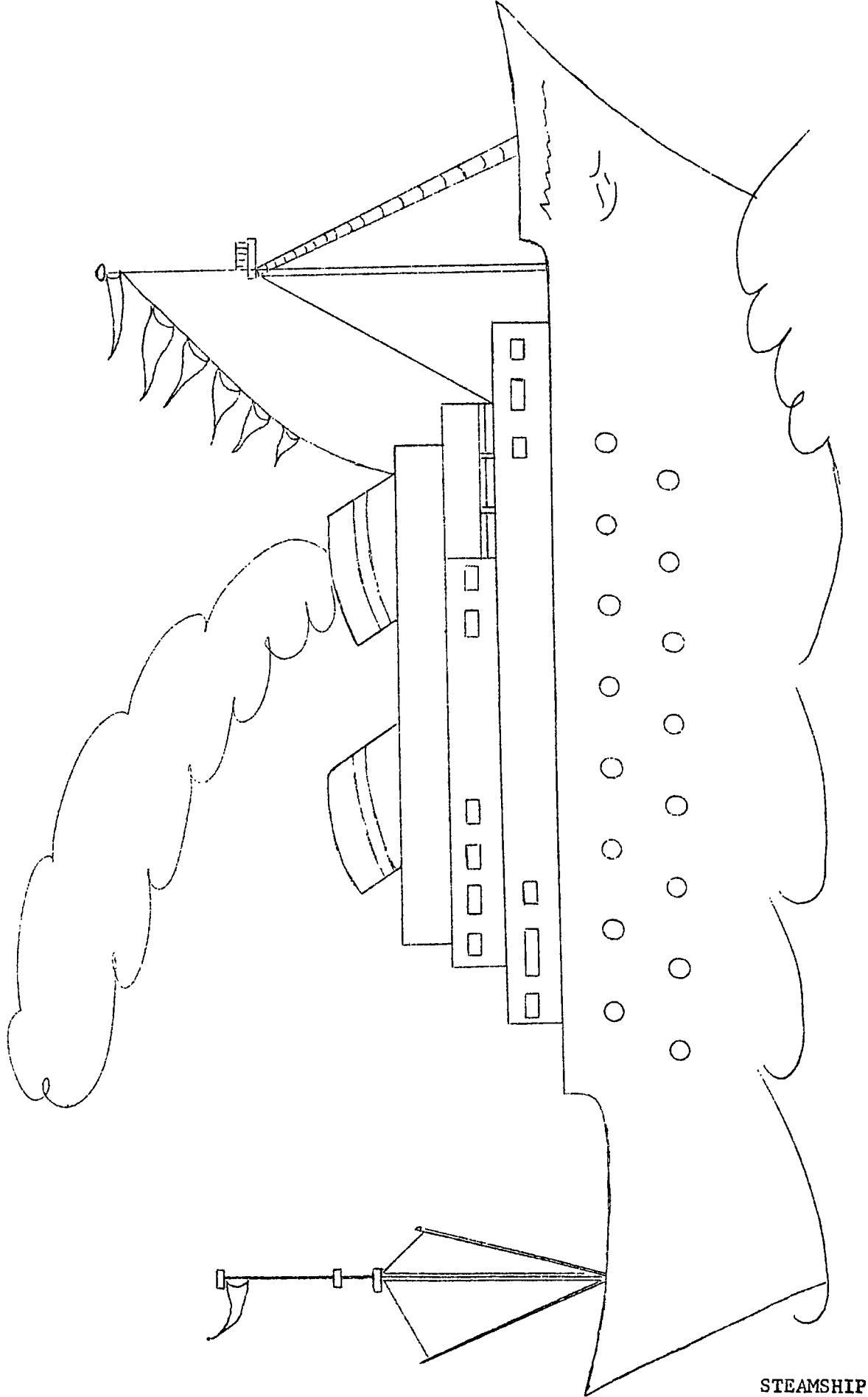
ROWBOAT

(Figure 3)



SAILBOAT

(Figure 4)

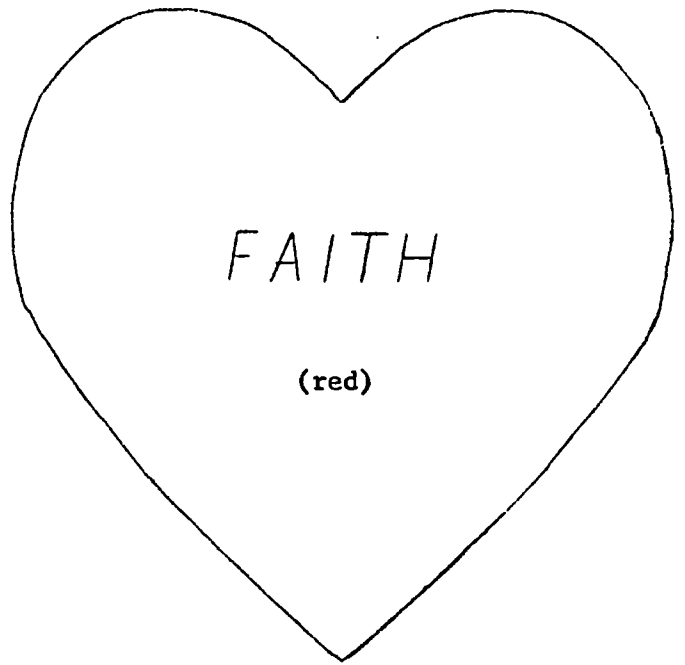


STEAMSHIP

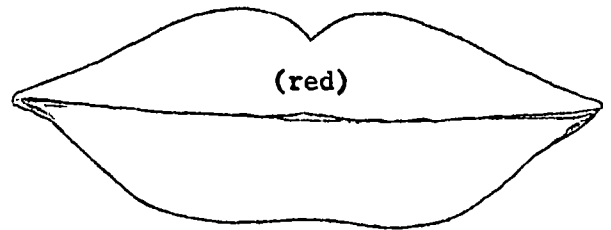
(Figure 5)




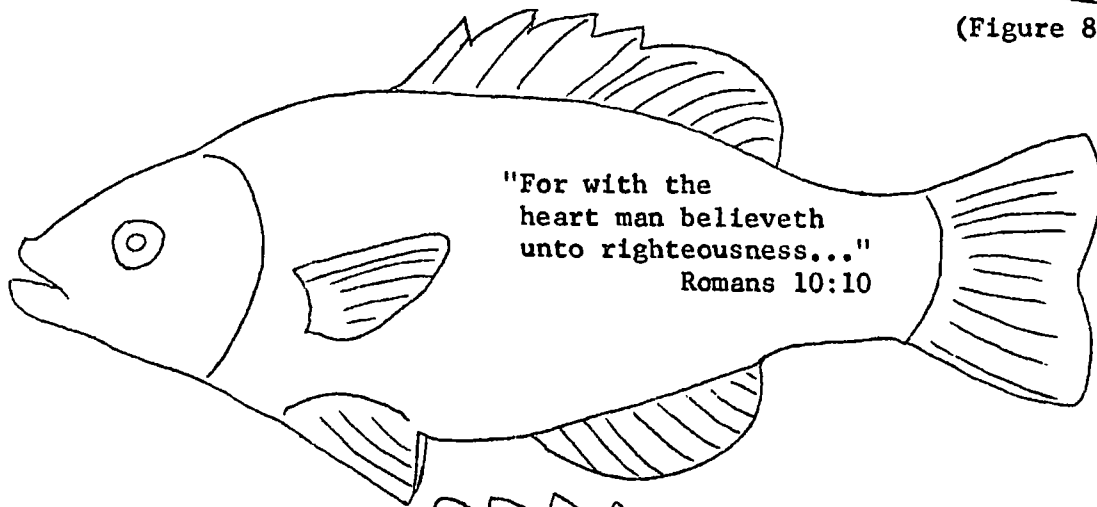
(Figure 6)




(Figure 7)



(Figure 8)



(Figure 9)




ANCHOR


(Figure 10)

NAVICAL PATTERNS

A.




B.




C.




D.




E.



F.



G.



H.

